

Sam Houston State University Charter School

Month End Financial Report

August 31, 2023

Prepared by: Richard Ray, Business Manager



Sam Houston State University Charter School

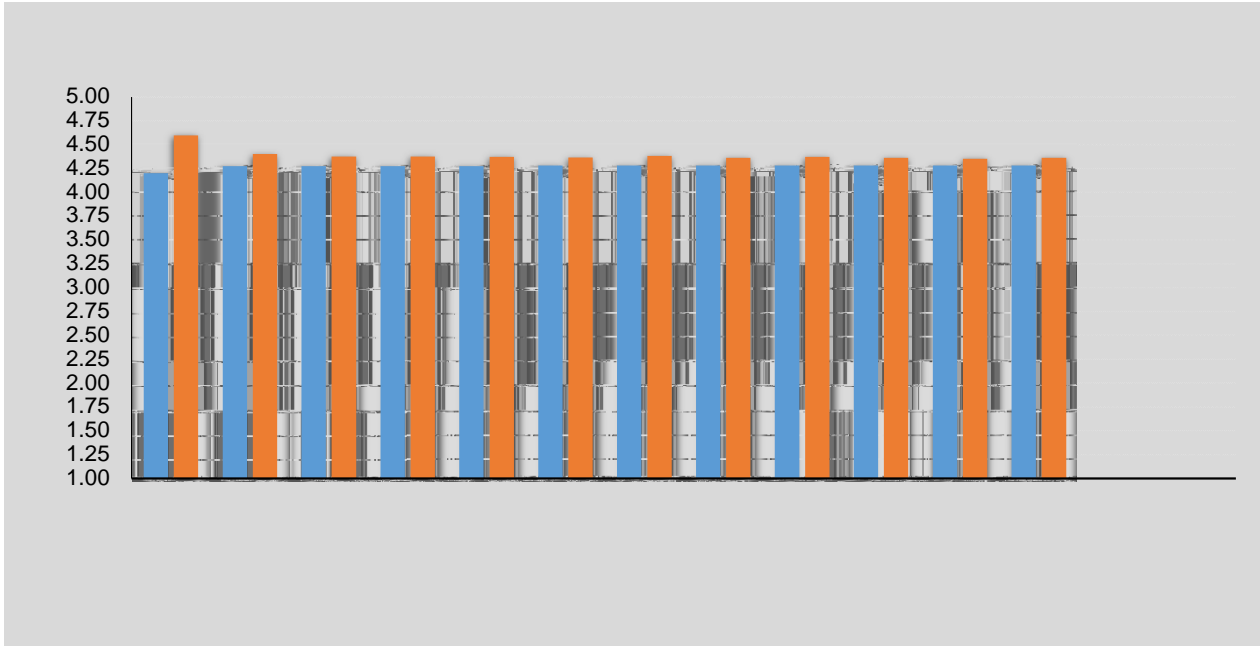
Table of Contents

Page 2	Graphs: Average Student Enrollment and Average Daily Attendance
Page 3	Graphs: Budgeted Revenue vs. Summary of Finances and Administrative Cost Ratio
Page 4	Graphs: Fund Balance Percentage to Reserve Goal
Page 5	Reports: Financial Trend Analysis and Budget to Actual Progression
Page 6	Report: Year-to-Date Budget to Actual
Page 7	Reports: IDEA-B Maintenance of Effort and Program Intent Allotments
Page 8	Report: Federal Fiscal Status

Asking

moveover

Sam Houston State University Charter School



2408.23

5368

78648

60238.13

27103

54849.89



Sam Houston State University Charter School

Fund Balance Percentage to Reserve Goal





	Amended Budget	Received and Expended	Balance Remaining	Percent Complete
Revenues	\$ -	\$ -	\$ -	



Month	2019-2020	2020-2021	2021-2022	Three Yea	2022-2023	New Three Yea
Percent of Year Complete	School Year	School Year	School Year	Avarage	School Year	Avarage
Test 2 - State and Local - Previous Fiscal Year	\$ 156,821.71	\$ 153,287.00	\$ 204,018.74	\$ 514,127.45	\$ 231,610.72	\$ 588,916.46
Test 2 - Total Expenses YTD - Fund 420, PIC 23	\$ 91,455.69	\$ 204,018.74	\$ 231,610.72	\$ 527,085.15	\$ 273,739.31	\$ 709,368.77
Maintenance of Effort Percentage - Goal 100%	58.32%	133.10%	113.52%	102.52%	118.19%	120.45%
21 - Gifted and Talented Allotment	\$ 450.00	\$ -	\$ 8,686.00	\$ 9,136.00	\$ 11,331.00	\$ 20,017.00
Allotment 100% for the School Year	100%	0%	100%	100%	100%	100%
Compliance Amount	\$ 450.00	\$ -	\$ 8,686.00	\$ 9,136.00	\$ 11,331.00	\$ 20,017.00
YTD Total Expenses - Fund 420, PIC 21	\$ 1,190.95	\$ 3,150.00	\$ 10,773.27	\$ 15,114.22	\$ 17,009.83	\$ 30,933.10
Percent Expended	100.00%	100.00%	124.03%	165.44%	150.12%	154.53%
23 - Special Education Allotment	\$ 169,629.00	\$ 186,953.00	\$ 184,701.00	\$ 541,283.00	\$ 229,974.00	\$ 601,628.00
Allotment % for the School Year	52%	55%	55%	55%	55%	55%
Compliance Amount	\$ 88,207.08	\$ 102,824.15	\$ 101,585.55	\$ 297,705.65	\$ 126,485.70	\$ 330,895.40
YTD Total Expenses - Fund 420, PIC 23	\$ 91,455.69	\$ 204,018.74	\$ 231,610.72	\$ 527,085.15	\$ 273,739.31	\$ 709,368.77
Percent Expended	103.68%	198.42%	228.00%	177.05%	216.42%	214.38%
24 - State Comp Ed Allotment	\$ 117,938.00	\$ 122,874.00	\$ 172,248.00	\$ 413,060.00	\$ 166,393.00	\$ 461,515.00
Allotment % for the School Year	52%	55%	55%	55%	55%	55%
Compliance Amount	\$ 61,327.76	\$ 67,580.70	\$ 94,736.40	\$ 223,644.86	\$ 61,944.89	\$ 224,261.99
YTD Total Expenses - Fund 199/420, PIC 24, 30, 34	\$ 64,568.90	\$ 69,917.62	\$ 104,484.71	\$ 238,971.23	\$ 72,694.67	\$ 247,097.00
Percent Expended	105.28%	103.46%	110.29%	106.85%	117.35%	110.18%
25 - Bilingual Ed Allotment	\$ 7,980.00	\$ 11,555.00	\$ 15,597.00	\$ 35,132.00	\$ 21,362.00	\$ 48,514.00
Allotment % for the School Year	52%	55%	55%	55%	55%	55%
Compliance Amount	\$ 4,149.60	\$ 6,355.25	\$ 8,578.35	\$ 19,083.20	\$ 11,749.10	\$ 26,682.70

Sam Houston State University Charter School
Federal Program Fiscal Status

Federal Risk Rating for Noncompliance - LOW

Fund and Grant	Object Code	2021-2022 Remaining NOGA Award Amount	2022-2023 NOGA Award Amount	Current Year Budget Includes Years 2022 & 2023	FY23 YTD Expenses	Total Percent Expended	Sub Balance Remaining	Commitments	Balance Remaining	FY23 Indirect Cost Rate	Grant Award Period	Notes
Fund 429 : Safety and Security Grant FY23 252510	6100 - Payroll	\$ -	\$ -	-	\$ -	0.00%	\$ -	\$ -	\$ -	0.000%	12/07/22 - 06/30/2024	Commitments: \$0
	6200 - Contact Services	\$ -	\$ -	-	\$ -	0.00%	\$ -	\$ -	\$ -			
	6300 - Supplies	\$ -	\$ 1,905.00	1,905.00	\$ 1,900.00	99.74%	\$ 5.00	\$ -	\$ 5.00			
	6400 - Other Expenses	\$ -	\$ -	-	\$ -	0.00%	\$ -	\$ -	\$ -			
	Indirect Costs	\$ -	\$ -	-	\$ -	0.00%	\$ -	\$ -	\$ -			
	TOTAL	\$ -	\$ 1,905.00	\$ 1,905.00	\$ 1,900.00	0.00%	\$ 5.00	\$ -	\$ 5.00			
Fund 429 : School Security Standards FY23 252590	6100 - Payroll	\$ -	\$ -	-	\$ -	0.00%	\$ -	\$ -	\$ -	0.000%	01/31/23 - 04/30/2025	Commitments: \$0
	6200 - Contact Services	\$ -	\$ -	-	\$ -	0.00%	\$ -	\$ -	\$ -			
	6300 - Supplies	\$ -	\$ 200,000.00	200,000.00	\$ -	0.00%	\$ 200,000.00	\$ -	\$ 200,000.00			
	6400 - Other Expenses	\$ -	\$ -	-	\$ -	0.00%	\$ -	\$ -	\$ -			
	Indirect Costs	\$ -	\$ -	-	\$ -	0.00%	\$ -	\$ -	\$ -			
	TOTAL	\$ -	\$ 200,000.00	\$ 200,000.00	\$ -	0.00%	\$ 200,000.00	\$ -	\$ 200,000.00			
Fund 224: 2022-2023 IDEA-B Formula FY23 252400	6100 - Payroll	\$ -	\$ -	-	\$ -	0.00%	\$ -	\$ -	\$ -	3.596%	08/22/22- 09/30/23	Commitments: \$0
	6200 - Contact Services	\$ -	\$ 51,772.00	51,772.00	\$ 52,293.00	0.00%	\$ (521.00)	\$ -	\$ (521.00)			
	6300 - Supplies	\$ -	\$ -	-	\$ -	0.00%	\$ -	\$ -	\$ -			
	6400 - Other Expenses	\$ -	\$ -	-	\$ -	0.00%	\$ -	\$ -	\$ -			
	Indirect Costs	\$ -	\$ 2,095.00	2,095.00	\$ 1,426.11	0.00%	\$ 668.89	\$ -	\$ 668.89			
	TOTAL	\$ -	\$ 53,867.00	\$ 53,867.00	\$ 53,719.11	99.73%	\$ 147.89	\$ -	\$ 147.89			
Fund 255 : 2022-2023 Title II, Part A FY23 252410	6100 - Payroll	\$ -	\$ -	-	\$ -	0.00%	\$ -	\$ -	\$ -	3.596%	09/01/22 - 09/30/23	Commitments: \$0
	6200 - Contact Services	\$ -	\$ 9,535.00	9,535.00	\$ 6,818.40	0.00%	\$ 2,716.60	\$ -	\$ 2,716.60			
	6300 - Supplies	\$ -	\$ -	-	\$ -	0.00%	\$ -	\$ -	\$ -			
	6400 - Other Expenses	\$ -	\$ -	-	\$ -	0.00%	\$ -	\$ -	\$ -			
	Indirect Costs	\$ -	\$ 370.91	370.91	\$ 265.29	0.00%	\$ 105.62	\$ -	\$ 105.62			
	TOTAL	\$ -	\$ 9,905.91	\$ 9,905.91	\$ 7,083.69	71.51%	\$ 2,822.22	\$ -	\$ 2,822.22			
Fund 224 : 2022-2023 IDEA-B Preschool FY23 252420	6100 - Payroll	\$ -	\$ -	-	\$ -	0.00%	\$ -	\$ -	\$ -	3.596%	09/01/22 - 09/30/23	Commitments: \$0
	6200 - Contact Services	\$ -	\$ 521.71	521.71	\$ -	0.00%	\$ 521.71	\$ -	\$ 521.71			
	6300 - Supplies	\$ -	\$ -	-	\$ -	0.00%	\$ -	\$ -	\$ -			
	6400 - Other Expenses	\$ -	\$ -	-	\$ -	0.00%	\$ -	\$ -	\$ -			
	Indirect Costs	\$ -	\$ 20.29	20.29	\$ -	0.00%	\$ 20.29	\$ -	\$ 20.29			
	TOTAL	\$ -	\$ 542.00	\$ 542.00	\$ -	0.00%	\$ 542.00	\$ -	\$ 542.00			
ulti Year Fund and Grant	Object Code	Budgeted Amounts	Expended Prior to FY23	Remaining Budget for FY23	FY23 Expenses	Total Percent Expended	Sub Balance Remaining	Commitments	Balance Remaining	FY23 Indirect Cost Rate	Grant Award Period	Notes
Fund 224: 2022-2023 ESSER Supplemental FY23 252110	6100 - Payroll	\$ 206,114.00	\$ 71,753.43	134,360.57	\$ 111,489.58	88.90%	\$ 22,870.99	\$ 3,029.06	\$ 19,841.93	3.596%	09/01/22 - 09/30/23	Grant to be reduced
	6200 - Contact Services	\$ -	\$ -	-	\$ -	0.00%	\$ -	\$ -	\$ -			
	6300 - Supplies	\$ 94,054.00	\$ 33,029.00	61,025.00	\$ 53,627.20	92.13%	\$ 7,397.80	\$ -	\$ 7,397.80			
	6400 - Other Expenses	\$ -	\$ -	-	\$ -	0.00%	\$ -	\$ -	\$ -			
	Indirect Costs	\$ 28,382.00	\$ 13,248.66	15,133.34	\$ 20,822.65	120.05%	\$ (6,689.31)	\$ 382.20	\$ (6,071.51)			
	TOTAL	\$ 328,550.00	\$ 118,031.09	\$ 210,518.91	\$ 185,939.43	11.00%	\$ 24,579.48	\$ 3,411.26	\$ 21,168.22			